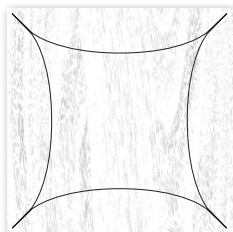


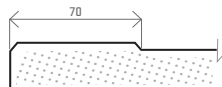


FRÉZOVÁNÍ (š x v)


standardní I.



min. 196 x 196 mm
max. 1.250 x 2.500 mm



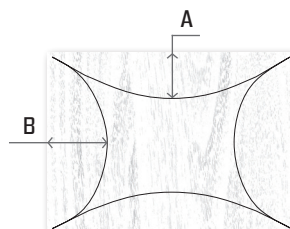
obvodové



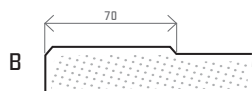
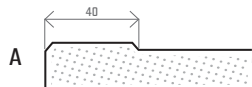
min. 90 x 48 mm
max. 1.250 x 2.500 mm



standardní II.



min. 220 x 116 mm
max. 1.250 x 2.500 mm



PROVEDENÍ (š x v)

plná



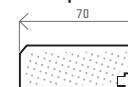
196 x 196 mm

rám



246 x 246 mm

rám pro sklo



PATINA

PROVENCE

831 modřín latté